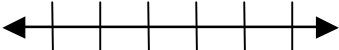
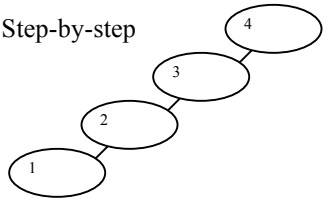
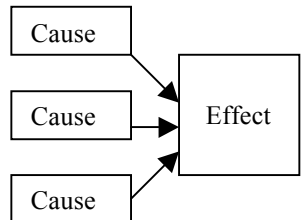
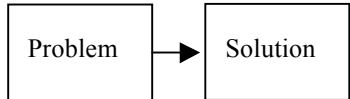
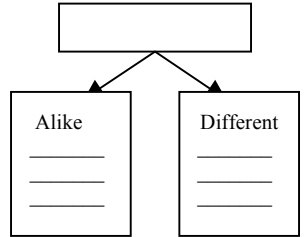


Text Structure Worksheet 12

Directions: Read the passages and determine how each is mainly structured. On a sheet of paper, **put the information from each passage into an appropriate graphic organizer.** The following graphic organizers are examples. Feel free to make changes if necessary.

Chronological	Sequence	Cause and Effect	Problem and Solution	Compare and Contrast
<p style="text-align: center;">Timeline</p> 	<p style="text-align: center;">Step-by-step</p> 			

1. When you spend your hard earned savings on a pair of shoes, you want to get the most for your money. One way to do this is to clean your shoes. When you get done, they'll almost look brand new. First, get out a toothbrush and some cleaning spray. Spray the shoes over a sink with no dishes in it and gently scrub the shoe with a toothbrush. Wash the dirt off of the toothbrush repeatedly while you are scrubbing. When you finish scrubbing the foot covering, it is time to clean the soles. Get out some steel wool or an SOS pad, wet it, and then scrub the soles of your shoes clean. You may need to use a paperclip to free any pebbles stuck in the treading. Lastly, scrub the shoes off with a paper towel or clean rag. If you did a good job, your shoes should look almost as nice as when you first got them.

2. When playing some sports, athletes are required to wear special shoes. Two such sports are golf and bowling. Golf shoes have sharp metal spikes called cleats. These cleats help golfers keep their footing while swinging the club. On the other end of the spectrum are bowling shoes, which are very smooth and have almost no traction at all. Bowling shoes help bowlers slide down the lane while throwing the ball. While both of these types of shoes help athletes perform, I wouldn't wear either of them outside of games. Aside from looking ridiculous, golf shoes and bowling shoes do not have soles that are fit for street use.

3. If you're planning on dressing up for a wedding, dance, or other formal event, you'll need to wear some dress shoes. While your feet may look great in dress shoes, they will probably feel horrible. Wearing dress shoes for more than a few minutes can be extremely painful. This pain may prevent you from having a good time. One thing that you can do to protect yourself is to bring a box of band-aids with you. As the dress shoes tear up the skin on your feet, put those band-aids on the wounds to ease the pain and prevent further damage. The band-aids will create a protective layer that will reduce the amount of pain that your dress shoes may inflict. Don't let foot pain ruin your fun; come to the party prepared.

4. One of the most popular, sought-after, and expensive shoes ever marketed are the Air Jordan shoes. The first Air Jordan shoes were released in 1985. These shoes were not legal to wear on the court since they did not have any white on them, but Jordan wore them to every game anyway, getting fined \$5000 for each appearance. The next Air Jordan shoes came out in 1986. These shoes were unique for basketball shoes, because they were made in Italy, which gave them a luxury feel. Two years later, the third Air Jordan shoes were released. These were the first shoes with the visible air pocket in the back and were the inspiration for many later shoe designs. The Air Jordan shoe line has had a long history of successful and noteworthy releases.

5. Look down at your feet. Are you wearing shoes? Why? People wear shoes many reasons. The first and most important reason is to protect their feet. Shoes keep people from hurting their feet while walking on rough surfaces, but this isn't the only reason why people wear shoes. Some people wear special shoes that are designed to help them play a game, like bowling shoes or soccer cleats. Some people wear expensive designer shoes so that they appear fashionable and feel good about themselves. And a lot of other people like my dad wear shoes so that their feet won't stink up the room.